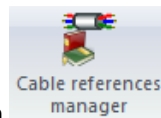


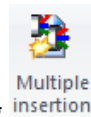
# elecworks™ Tips & Tricks

## Adding a New Cable into elecworks™

In this Tips and Tricks we look how to define a new cable into the cables database within elecworks™.

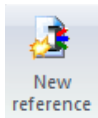


From the Library ribbon tab, select the option **Cable references manager**



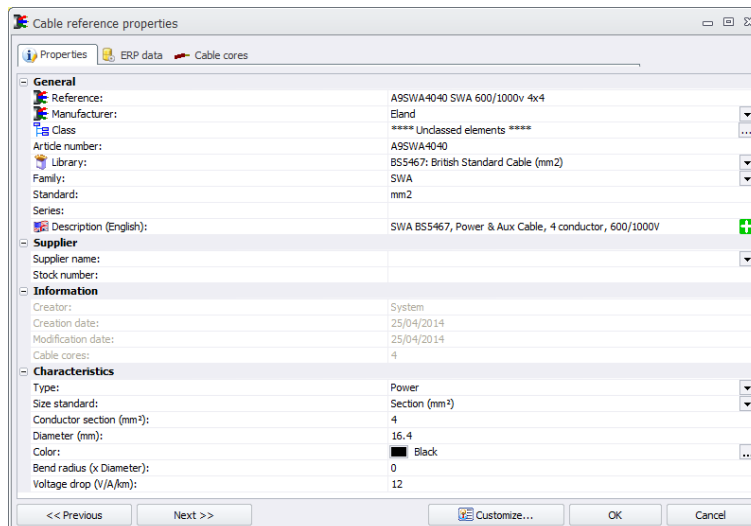
You can add multiple similar cables at a time by selecting **Multiple insertion**

In this example we will show you how to add an individual cable



Select **New reference**

Define the values of the cable as follows:







The screenshot shows the 'Cable reference properties' dialog box with the following fields and values:

Category	Field	Value
General	Reference:	A9SWA4040 SWA 600/1000v 4x4
	Manufacturer:	Eland
	Class:	**** Unclassed elements ****
	Article number:	A9SWA4040
	Library:	BSS467: British Standard Cable (mm2)
	Family:	SWA
Standard:	Standard:	mm2
	Series:	
Description (English):	Description (English):	SWA BSS467, Power & Aux Cable, 4 conductor, 600/1000V
Supplier	Supplier name:	
	Stock number:	
Information	Creator:	System
	Creation date:	25/04/2014
	Modification date:	25/04/2014
	Cable cores:	4
Characteristics	Type:	Power
	Size standard:	Section (mm <sup>2</sup> )
	Conductor section (mm <sup>2</sup> ):	4
	Diameter (mm):	16.4
	Color:	Black
	Bend radius (x Diameter):	0
	Voltage drop (V/A/m):	12

To define the cable cores, select the tab **Cable cores**

Select 

Number	Type	Colour	Section
1	Miscellaneous	Blue	4
2	Miscellaneous	Brown	4
3	Miscellaneous	Black	4
4	Miscellaneous	Grey	4

Number	Description (English)	Type	Color	Section (mm <sup>2</sup> )	Group
1	...	Miscellaneous	 Blue	4	...
2	...	Miscellaneous	 Brown	4	...
3	...	Miscellaneous	 Black	4	...
4	...	Miscellaneous	 Grey	4	...

- You can create your own *Family* of cables
- The Diameter is the OD of the cable
- Cores can be defined as Miscellaneous, Protection, Neutral or Shield

When applying cables in a schematic, single line diagram or the cables manager, elecworks™ will ensure that an earth wire can only be assigned to a protection core ensuring the type of circuit is maintained and similarly with neutral and shield cores.

 Select  to finish adding the new cable!